

Appendix 2012

Fordeling på operationstyper ved revision af total hoftealloplastik

Operationstype	1995-2009		2010		2011		Total	
	n	%	n	%	n	%	n	%
Cementeret	1242	28.2	23	9.3	14	5.8	1279	26.1
Hybrid A+B	1082	24.5	44	17.9	56	23.1	1182	24.1
Ucementeret	2088	47.3	179	72.8	172	71.1	2439	49.8
I alt	4412	100.0	246	100.0	242	100.0	4900	100.0

Anvendt operationsstue

Operationsstue	1995-2009		2010		2011		Total	%
	n	%	n	%	n	%	N	
Flowstue/green house	98431	89.7	9558	94.6	9306	94.8	117295	90.5
Konventionel stue	11274	10.3	541	5.4	515	5.2	12330	9.5
I alt	109705	100.0	10099	100.0	9821	100.0	129625	100.0

Antibiotikapræparat ved primæroperationer

Antibiotikapræparat	1995-2009		2010		2011		Total	%
	n	%	n	%	n	%	N	
Ingen antibiotikaprofylakse	430	0.5	22	0.2	17	0.2	469	0.4
Abboticin	10	0.0	0	0	0	0	10	0.0
Anden antibiotikaprofylakse	4858	5.1	269	3.0	85	1.0	5212	4.7
Axacef	995	1.1	0	0	0	0	995	0.9
Dicillin	5949	6.3	277	3.1	585	6.8	6811	6.1
Diclosil	26063	27.6	2471	27.6	1761	20.5	30295	27.1
Ekvacillin	624	0.7	7	0.1	12	0.1	643	0.6
Gentamicin	68	0.1	11	0.1	5	0.1	84	0.1
Heracillin	0	0	0	0	167	1.9	167	0.1
Hexamycin	32	0.0	1	0.0	5	0.1	38	0.0
Keflex	4	0.0	0	0	0	0	4	0.0
Keflin	120	0.1	4	0.0	19	0.2	143	0.1
Lucopenin	2499	2.6	0	0	0	0	2499	2.2
Mandokef	257	0.3	0	0	0	0	257	0.2

Antibiotikapræparat	1995-2009		2010		2011		Total N	%
	n	%	n	%	n	%		
Vancomycin	25	0.0	3	0.0	7	0.1	35	0.0
Zinacef	52405	55.5	5871	65.7	5906	68.8	64182	57.4
Zinnat	48	0.1	5	0.1	15	0.2	68	0.1
I alt	94387	100.0	8941	100.0	8584	100.0	111912	100.0

Antibiotikapræparat ved revisioner

Antibiotikapræparat	1995-2009		2010		2011		Total N	%
	n	%	n	%	n	%		
Zinacef	7307	47.5	706	60.8	752	60.4	8765	49.3
Diclosil	3793	24.6	243	20.9	243	19.5	4279	24.0
Anden antibiotikaproylakse	1898	12.3	137	11.8	125	10.0	2160	12.1
Dicillin	1383	9.0	51	4.4	59	4.7	1493	8.4
Lucopenin	443	2.9	0	0	1	0.1	444	2.5
Axacef	185	1.2	0	0	0	0	185	1.0
Ingen antibiotikaproylakse	135	0.9	10	0.9	13	1.0	158	0.9
Vancomycin	98	0.6	11	0.9	16	1.3	125	0.7
Ekvacillin	79	0.5	1	0.1	2	0.2	82	0.5
Keflin	26	0.2	1	0.1	2	0.2	29	0.2
Heracillin	0	0	0	0	29	2.3	29	0.2
Gentamicin	19	0.1	0	0	1	0.1	20	0.1
Mandokef	12	0.1	0	0	0	0	12	0.1
Zinnat	6	0.0	0	0	2	0.2	8	0.0
Abboticin	2	0.0	0	0	1	0.1	3	0.0
Hexamycin	1	0.0	1	0.1	0	0	2	0.0
Keflex	2	0.0	0	0	0	0	2	0.0
I alt	15389	100.0	1161	100.0	1246	100.0	17796	100.0

Farmakologisk tromboseproylakse

Anticoagulantia	1995-2009		2010		2011		Total N	%
	n	%	n	%	n	%		
Fragmin	43837	40.4	3965	59.9	3386	56.7	51188	42.3
Klexane	34976	32.3	791	11.9	588	9.9	36355	30.0
Innohep	18731	17.3	957	14.4	1148	19.2	20836	17.2
Arixtra	6990	6.4	823	12.4	762	12.8	8575	7.1

Anticoagulantia	1995-2009		2010		2011		Total N	%
	n	%	n	%	n	%		
Anden tromboseprofylakse	1960	1.8	45	0.7	64	1.1	2069	1.7
Logiparin	948	0.9	0	0	0	0	948	0.8
Ingen tromboseprofylakse	734	0.7	42	0.6	20	0.3	796	0.7
Tinzaparin	154	0.1	0	0	0	0	154	0.1
Noparin	112	0.1	0	0	1	0.0	113	0.1
I alt	108442	100.0	6623	100.0	5969	100.0	121034	100.0

Para-artikulær ossifikationsprofylakse ved primæroperationer

Ossifikationsprof.	1995-2009		2010		Total	
	n	%	n	%	N	%
Ingen	82295	88.4	434	98.9	82729	88.4
NSAID	10782	11.6	4	0.9	10786	11.5
Røntgen	33	0.0	1	0.2	34	0.0
I alt	93110	100.0	439	100.0	93549	100.0

Para-artikulær ossifikationsprofylakse ved revisioner

Ossifikationsprof.	1995-2009		2010		Total	
	n	%	n	%	N	%
Ingen	14007	92.0	48	96.0	14055	92.0
NSAID	1209	7.9	2	4.0	1211	7.9
Røntgen	9	0.1	0	0	9	0.1
I alt	15225	100.0	50	100.0	15275	100.0

Anæstesi ved primæroperationer

Anæstesiform	1995-2009		2010		2011		Total N	%
	n	%	n	%	n	%		
Regional	70652	74.9	6880	77.0	6261	73.0	83793	74.9
Universel	22023	23.4	1704	19.1	1902	22.2	25629	22.9
Kombineret	1496	1.6	280	3.1	341	4.0	2117	1.9
Anden	130	0.1	72	0.8	75	0.9	277	0.2
I alt	94301	100.0	8936	100.0	8579	100.0	111816	100.0

Anæstesi ved revisioner

Anæstesiform	1995-2009		2010		2011		Total N	%
	n	%	n	%	n	%		
Universel	7609	49.5	562	48.4	643	51.7	8814	49.6
Regional	6772	44.1	545	47.0	548	44.1	7865	44.2
Kombineret	962	6.3	52	4.5	51	4.1	1065	6.0
Anden	30	0.2	1	0.1	2	0.2	33	0.2
I alt	15373	100.0	1160	100.0	1244	100.0	17777	100.0

Trochanterosteotomi ved primæroperationer

Trochanterosteotomi	1995-2009		2010		2011		Total N	%
	n	%	n	%	n	%		
Nej	93489	99.2	8883	99.4	8533	99.6	110905	99.2
Ja	785	0.8	50	0.6	36	0.4	871	0.8
I alt	94274	100.0	8933	100.0	8569	100.0	111776	100.0

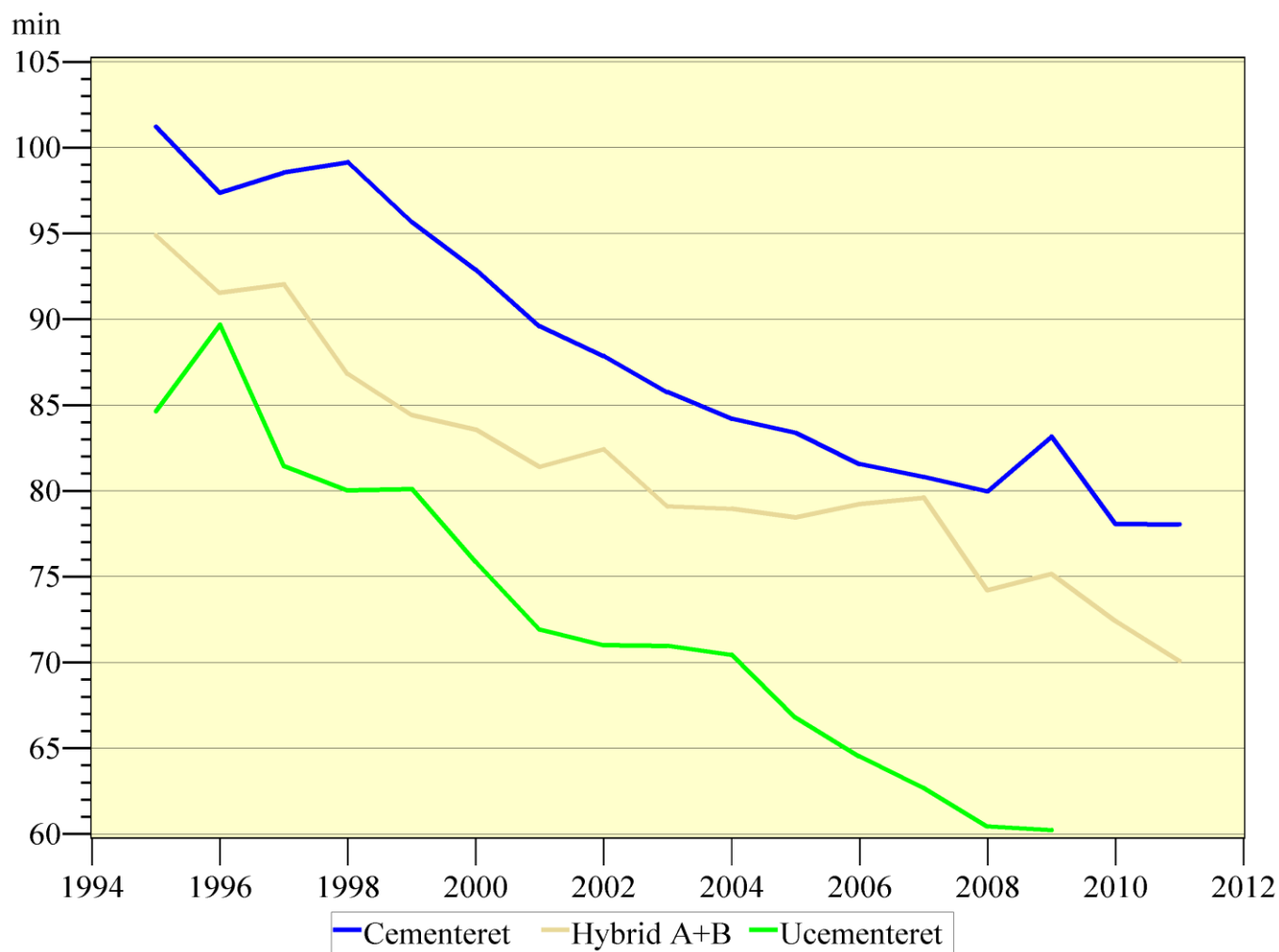
Trochanterosteotomi ved revision af femurkomponent

Trochanterosteotomi	1995-2009		2010		2011		Total N	%
	n	%	n	%	n	%		
Nej	3720	84.4	195	80.2	194	80.8	4109	84.0
Ja	690	15.6	48	19.8	46	19.2	784	16.0
I alt	4410	100.0	243	100.0	240	100.0	4893	100.0

Operationstid (knivtid) ved primæroperationer

Varighed	Cementeret		Hybrid A+B		Ucementeret		Total N	%
	n	%	n	%	n	%		
<= 60 min	6673	16.8	7578	28.8	27645	60.7	41896	37.5
61-120 min	29441	74.0	17200	65.3	16772	36.8	63413	56.8
121-180 min	3291	8.3	1355	5.1	934	2.1	5580	5.0
181-240 min	309	0.8	161	0.6	145	0.3	615	0.6
> 240 min	74	0.2	31	0.1	34	0.1	139	0.1
I alt	39788	100.0	26325	100.0	45530	100.0	111643	100.0

Gennemsnitlig operationstid ved primær operationer



Operationstid (knivtid) ved revisioner

Varighed	udskiftning		udskiftning af acetabulumkomponent		udskiftning af femurkomponent	
	n	%	n	%	n	%
<= 60 min	65	1.3	726	13.6	164	5.6
61-120 min	916	18.6	3473	65.1	1053	36.3
121-180 min	1897	38.4	959	18.0	1101	37.9
181-240 min	1318	26.7	144	2.7	424	14.6
> 240 min	739	15.0	33	0.6	162	5.6
I alt	4935	100.0	5335	100.0	2904	100.0

Fiksation af acetabulumkomponent ved primæroperationer

Fiksation	1997-2007		2010		2011	
	n	%	n	%	n	%
Cement m. antibiotika	22796	33.1	1479	16.6	1327	15.5
Cement u. antibiotika	5576	8.1	44	0.5	27	0.3
Ucementeret m/HA m/skruer	2073	3.0	330	3.7	327	3.8
Ucementeret u/HA m/skruer	13457	19.6	1297	14.5	1149	13.4
Ucementeret m/HA u/skruer	9043	13.1	2422	27.1	2243	26.2
Ucementeret u/HA u/skruer	15815	23.0	3345	37.5	3490	40.8
Andet	34	0.0	5	0.1	0	0
I alt	68794	100.0	8922	100.0	8563	100.0

Fiksation af acetabulumkomponent ved revisioner

Fiksation	1997-2007		2010		2011	
	n	%	n	%	n	%
Cement m. antibiotika	1825	25.0	80	12.8	82	13.2
Cement u. antibiotika	49	0.7	6	1.0	1	0.2
Ucementeret m/HA m/skruer	1523	20.8	129	20.7	151	24.3
Ucementeret u/HA m/skruer	2935	40.1	289	46.4	283	45.6
Ucementeret m/HA u/skruer	548	7.5	43	6.9	42	6.8
Ucementeret u/HA u/skruer	410	5.6	74	11.9	62	10.0
Andet	21	0.3	2	0.3	0	0
I alt	7311	100.0	623	100.0	621	100.0

Fiksation af femurkomponent ved primæroperationer

Fiksation	1997-2007		2010		2011	
	n	%	n	%	n	%
Cement m. antibiotika	38837	56.8	2674	30.1	2419	28.4
Cement u. antibiotika	7452	10.9	83	0.9	40	0.5
Ucementeret m/HA	10321	15.1	3316	37.3	3407	39.9
Ucementeret u/HA	11755	17.2	2809	31.6	2657	31.2
Andet	57	0.1	10	0.1	6	0.1
I alt	68422	100.0	8892	100.0	8529	100.0


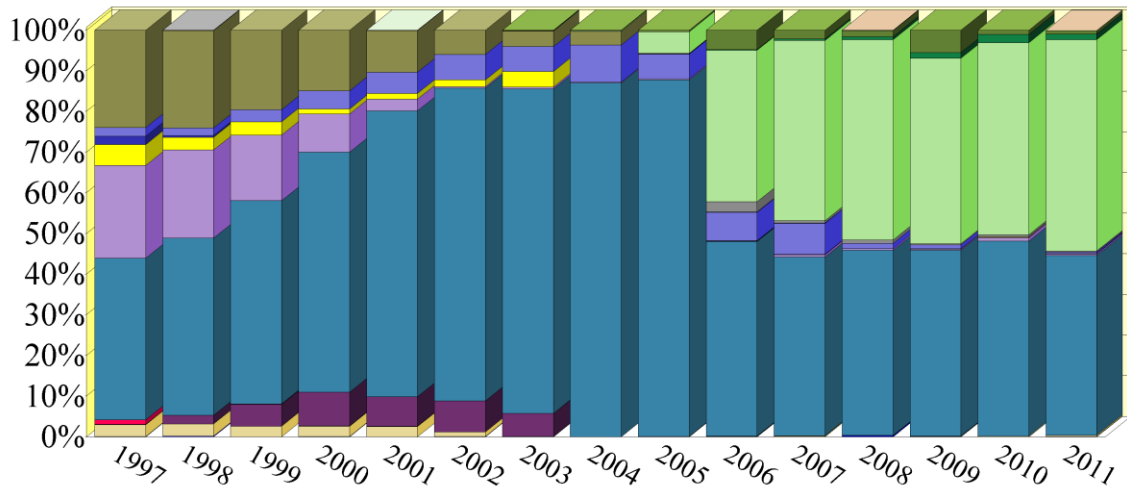
Fiksation af femurkomponent ved revisioner

Fiksation	1997-2007		2010		2011	
	n	%	n	%	n	%
Cement m. antibiotika	2309	42.5	94	18.3	97	17.4
Cement u. antibiotika	78	1.4	5	1.0	3	0.5
Ucementeret m/HA	644	11.8	163	31.8	196	35.3
Ucementeret u/HA	2302	42.3	247	48.1	253	45.5
Andet	106	1.9	4	0.8	7	1.3
I alt	5439	100.0	513	100.0	556	100.0

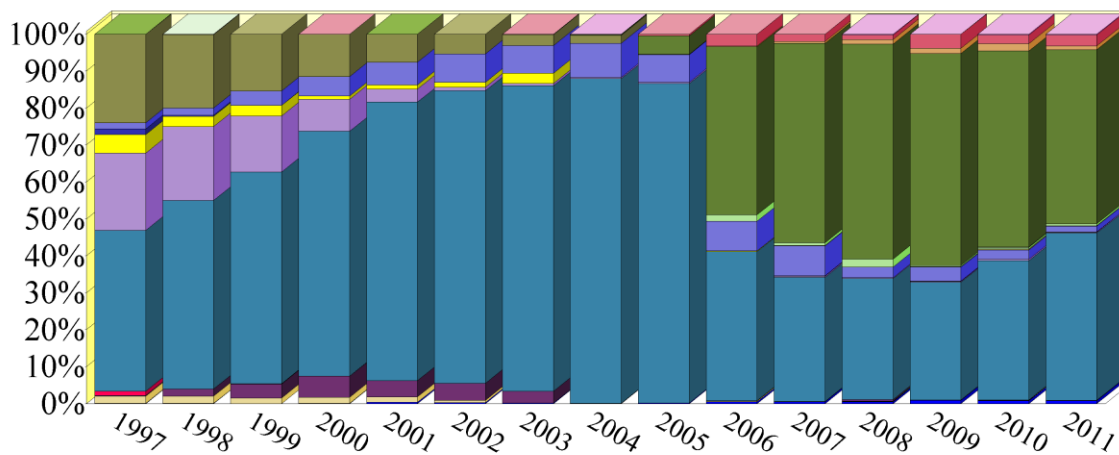
Cementtype

Cementtype	Acetabulum				Femur			
	Primær		Revision		Primær		Revision	
	n	%	n	%	n	%	n	%
CMW I m. antibiotika	17	0.1	2	0.1	157	0.3	6	0.2
CMW I u. antibiotika	413	1.2	1	0.0	418	0.7	3	0.1
CMW II m. antibiotika	7	0.0	0	0	7	0.0	0	0
CMW II u. antibiotika	1	0.0	0	0	1	0.0	0	0
CMW III m. antibiotika	963	2.8	37	1.7	1058	1.9	43	1.6
CMW III u. antibiotika	39	0.1	0	0	52	0.1	1	0.0
Palacos m. antibiotika	19956	59.0	1433	66.1	33339	59.7	1868	68.0
Palacos u. antibiotika	2144	6.3	21	1.0	3081	5.5	26	0.9
Palacos low m. antibiotika	539	1.6	72	3.3	726	1.3	123	4.5
Palacos low u. antibiotika	75	0.2	0	0	80	0.1	1	0.0
Simplex m. antibiotika	1481	4.4	200	9.2	3034	5.4	174	6.3
Simplex u. antibiotika	2927	8.7	32	1.5	3844	6.9	50	1.8
Sulfix m. antibiotika	2	0.0	0	0	1	0.0	0	0
LVC-standard m. antibiotika	0	0	0	0	1	0.0	0	0
Refobacin Revision m. antibiotika	107	0.3	104	4.8	183	0.3	73	2.7
Refobacin Revision u. antibiotika	0	0	0	0	2	0.0	4	0.1
Refobacin Bone Cement R m. antibiotika	4738	14.0	248	11.4	9224	16.5	357	13.0
Refobacin Bone Cement R u. antibiotika	90	0.3	5	0.2	168	0.3	8	0.3
Anden cement m. antibiotika	298	0.9	13	0.6	475	0.9	11	0.4
Anden cement u. antibiotika	2	0.0	1	0.0	13	0.0	0	0
I alt	33799	100.0	2169	100.0	55864	100.0	2748	100.0

Cementtype i acetabulum ved primæroperationer

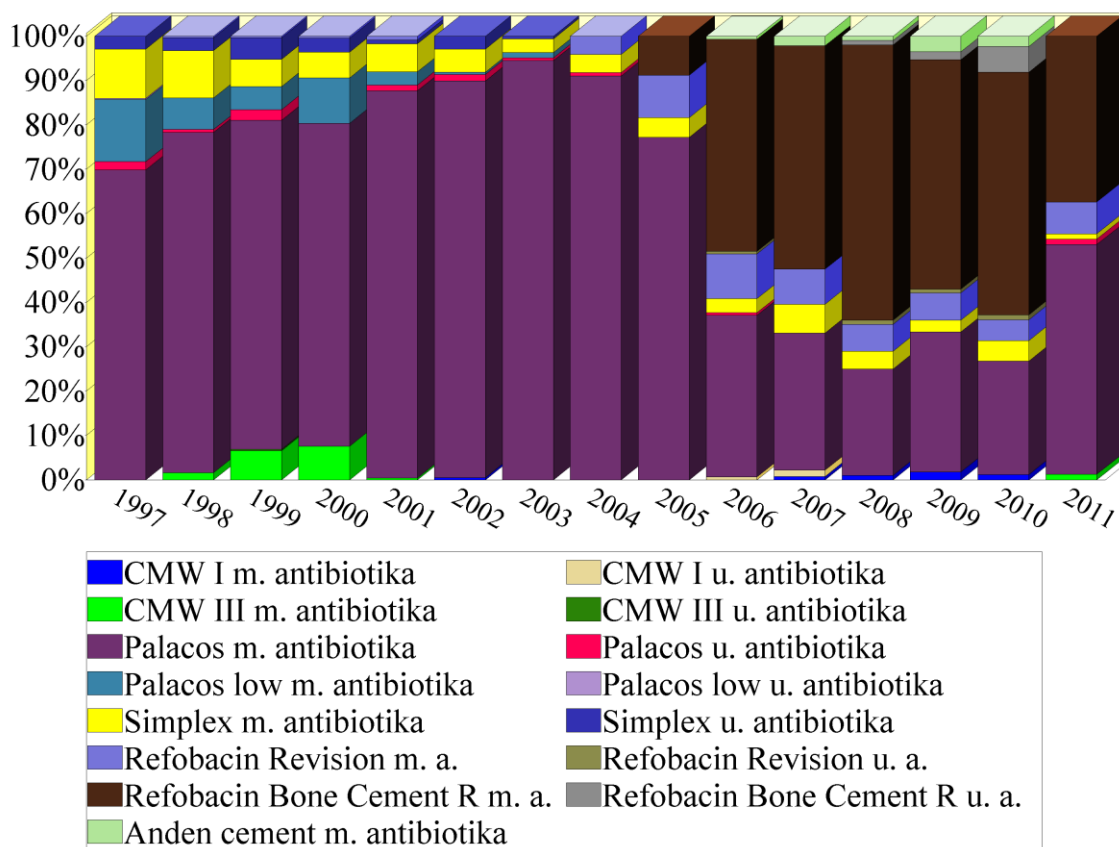


Cementtype i femur ved primæroperationer



CMW I m. antibiotika	CMW I u. antibiotika
CMW II m. antibiotika	CMW II u. antibiotika
CMW III m. antibiotika	CMW III u. antibiotika
Palacos m. antibiotika	Palacos u. antibiotika
Palacos low m. antibiotika	Palacos low u. antibiotika
Simplex m. antibiotika	Simplex u. antibiotika
Sulfix m. antibiotika	LVC-standard m. antibiotika
Refobacin Revision m. a.	Refobacin Revision u. a.
Refobacin Bone Cement R m. a.	Refobacin Bone Cement R u. a.
Anden cement m. antibiotika	Anden cement u. antibiotika

Cementtype i femur ved revisioner



Knogletransplantation i acetabulum ved primæroperationer

Transplantation	1995-2009		2010		2011		Total	
	n	%	n	%	n	%	N	%
Nej	72302	76.7	7129	79.9	7055	82.4	86486	77.4
Ja	21948	23.3	1796	20.1	1509	17.6	25253	22.6
Anvendelse af cage	2	0.0	2	0.0	3	0.0	7	0.0
I alt	94252	100.0	8927	100.0	8567	100.0	111746	100.0

Knogletransplantation i femur ved primæroperationer

Transplantation	1995-2009		2010		2011		Total	
	n	%	n	%	n	%	N	%
Nej	92793	99.0	8842	99.4	8476	99.4	110111	99.0
Ja	981	1.0	53	0.6	51	0.6	1085	1.0
I alt	93774	100.0	8895	100.0	8527	100.0	111196	100.0

